

ENGINEERED BLOW-IN ACOUSTIC INSULATION SOLUTIONS FOR EXISTING HOMES



WHY ENGINEERED BLOW-IN INSULATION IS THE ULTIMATE CHOICE FOR UPGRADING ACOUSTIC PERFORMANCE IN EXISTING HOMES

Many aspects of modern life contribute towards increasing levels of nuisance noise. Noise can have an impact on the quality of life in the home and so it is important to address any problem areas.

Improving the acoustic performance of your home, to create peaceful and private spaces will provide the whole family the freedom to live without compromise.

Our blow-in insulation systems provide a non-invasive solution to insulate your walls and floors in order to reduce unwanted sound (noise) from traveling between rooms and floors.

- ✓ Easy
- ✓ Quick
- ✓ Immediate sound absorption
- ✓ No removal of lining or skirtings

INTRODUCING KNAUF INSULATION

Knauf Insulation are leading the change in advanced insulation solutions for a better world.

With more than 40 years experience in the insulation industry, Knauf Insulation represents one of the fastest growing and most respected names in insulation worldwide. We are committed to helping our customers meet the increasing demand for energy efficiency and sustainability in their homes.

Our mission is to challenge conventional thinking and create innovative insulation solutions that shape the way we live and build in the future, with care for the people who make them, the people who use them and the world we all depend on.





knaufINSULATION

ACOUSTIC PERFORMANCE

Our blow-in insulation solutions provide homeowners with access to a solution for a common problem in the home - noise. The solution is innovative as the installation process is non-intrusive. Walls and floors can be insulated quickly, with no mess and peace and quiet in the home will be instantly improved.

To understand the difference that can be made to the transfer of sound between walls and floors with blow-in glasswool insulation, we have provided some Sound Transmission Class (STC) ratings below. STC refers to the noise performance of a building. The higher the STC the better the isolation of airborne noise.

Noticeable



-5dB

Significant



-8dB

Superior


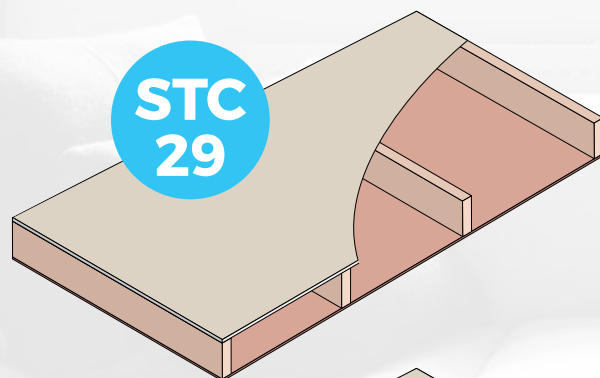


-10dB

MID-FLOOR

STC (Sound Rating)

	WITHOUT INSULATION	WITH INSULATION	dB REDUCTION
150mm timber floor with 18mm flooring and 13mm plasterboard	29	37	8
200mm timber floor with 18mm flooring and 13mm plasterboard	29	37	8

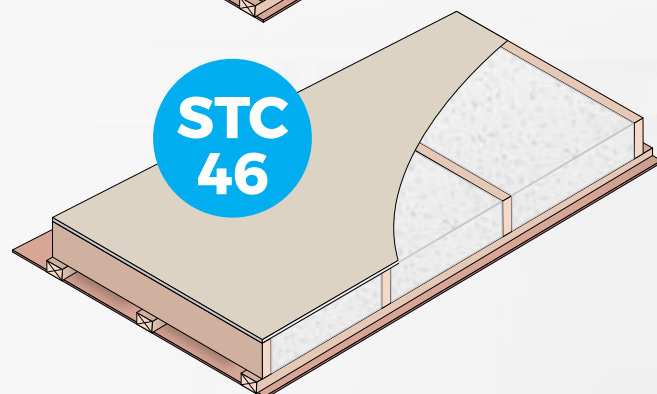
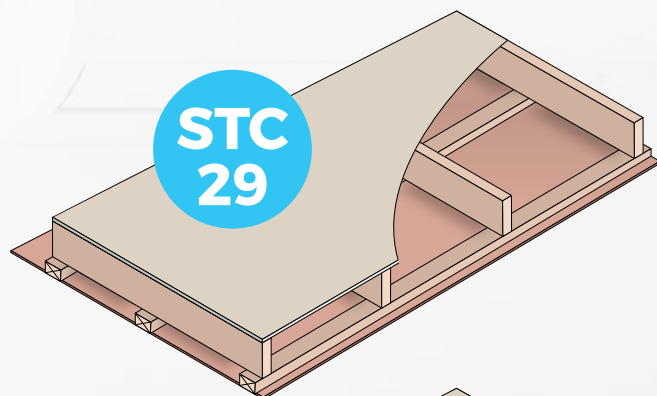


MID-FLOOR

WITH 25mm CEILING BATTEN

STC (Sound Rating)

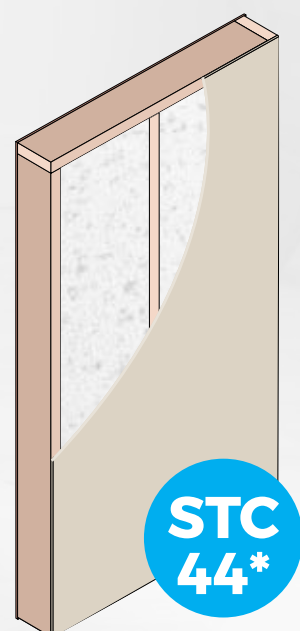
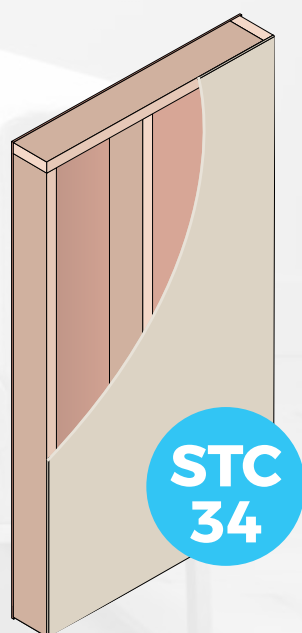
	WITHOUT INSULATION	WITH INSULATION	dB REDUCTION
150mm timber floor with 18mm flooring and 13mm plasterboard	29	46	17
200mm timber floor with 18mm flooring and 13mm plasterboard	29	46	17



WALLS

STC (Sound Rating)

	WITHOUT INSULATION	WITH INSULATION	dB REDUCTION
90mm timber frame with 10mm plasterboard (two layers on one side)	34	44	10
90mm timber frame with 10mm plasterboard (each side)	34	39	5
75mm timber frame with 10mm plasterboard (two layers on one side)	34	44	10
75mm timber frame with 10mm plasterboard (each side)	33	38	5



*90mm timber frame with 10mm plasterboard (two layers on one side)

JET STREAM® MAX



Jet Stream® MAX is a super high performance, unbonded, non-combustible glasswool designed with optimal thermal properties and excellent coverage and blowing characteristics. It can be installed in both new build and existing properties to provide thermal and acoustic performance.

Jet Stream® MAX can be installed up to a density of 30kg/m³ to provide enhanced acoustic performance in the home.



ENERGY
SAVING



QUICK AND
CLEAN INSTALL



NON-COMBUSTIBLE



ACOUSTIC
PERFORMANCE



Jet Stream® MAX and Supafil® Frame are CodeMark™ certified for use in existing masonry cavity walls, subject to the conditions detailed in CodeMark™ certificate 1020. CodeMark™ is the highest level of compliance a building product can have and is compliant with both Australian and New Zealand Building Codes.



SUPAFIL® FRAME

Supafil® Frame a tried and tested home insulation solution specifically designed for installation into existing double brick masonry cavities.

Supafil® Frame can be installed at high densities to greatly reduce the transfer of noise within the home.



ENERGY
SAVING



QUICK AND
CLEAN INSTALL



NON-COMBUSTIBLE



ACOUSTIC
PERFORMANCE



THE SYSTEM

Jet Stream® MAX and Supafil® Frame use an engineered blow-in system to insulate new and existing cavities in walls and floors for acoustic (and thermal) applications. The glasswool insulation is installed at a density of 20-30 kg/m³, which provides a significant improvement to the acoustic performance of walls and floors.

Blow-in insulation is installed through a series of small holes, which can be easily repaired once the installation has been completed. Unlike other insulation options which require the linings to be removed, Jet Stream® MAX and Supafil® Frame are installed through the existing lining. This process ensures the existing skirtings and architraves in the building are not damaged during installation.

The blow-in system is quick, clean and cost effective.



APPLICATION: WALL

A blow-in acoustic solution can be used in both timber and steel frame walls. The unique directional nozzle makes it suitable for both large and narrow cavities. As blow-in insulation is a 'loose fill' product, it can be easily installed around pipes, electrical cables and other obstacles in the walls.



APPLICATION: FLOORS

A blow-in acoustic solution is suitable for a wide range of floor types. The system has been developed to be installed into timber and steel joists as well as open webbed floor trusses. Our range of installation methods allow the system to be tailored to meet specific requirements.



THE PROCESS

The process is, **quick, clean and non-intrusive.**

Should you decide to install a blow-in acoustic solution, an Approved Installer will arrange a suitable time to treat your walls or ceiling. In a standard installation the installer will fill the holes with the first coat of plaster, ready for you to apply your preferred final finish. If required, the Approved Installer can also offer a full turnkey service, which can be tailored to suit your requirements.

Now you can enjoy a more peaceful and quiet home!

STEP 1

After the Approved Installer has carried out the initial checks to ensure the property is suitable for the installation of blow-in insulation, a series of holes are drilled in the internal wall. The holes are drilled in a uniformed pattern in the plasterboard.



STEP 2

The Approved Installer systematically blows insulation through the holes to ensure complete coverage in the cavity.



STEP 3

After the Approved Installer has completed filling the cavity with insulation, the holes are filled and sanded down in preparation for a finishing coat of paint.



Visit snugandsound.co.nz to view the acoustic installation video.



*Installing insulation in
internal walls to improve
acoustic performance*



www.snugandsound.co.nz



snug & sound Engineered
Blow-In
Insulation
Systems

Knauf Insulation
PO Box 217063
Botany Junction, Auckland 2164
New Zealand

T: 0800 562 834
E: info.nz@snugandsound.com